

# How to register for access to your account on Fidelity NetBenefits®

If you have previously registered with Fidelity.com, NetBenefits®, or eWorkplace®, you do not need

1

2

3


#### 4 Select a security question

If you ever forget your password, you can reset it after Fidelity verifies your identity using your new or updated security question and answer.

Pick a security question you can easily answer and enter your answer.

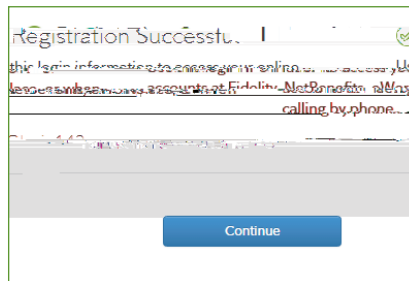
- Answers must be between 3 and 31 characters
- Answers are not case sensitive

Select **Submit**.


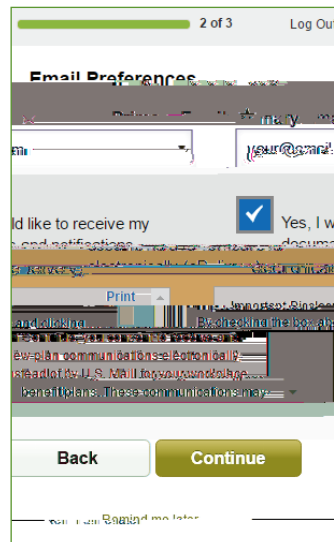
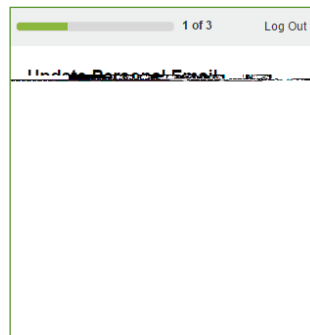



#### 5 New user registration confirmed

You have successfully registered. If you have other accounts through Fidelity.com, NetBenefits, or eWorkplace, your new login information applies to these accounts, as well as to accessing your account by phone.



#### 6 When you log in to NetBenefits, you'll be asked to provide your email address, email preferences, and mobile phone number.



For illustrative purposes only.

Please be assured that this information is used only to communicate with you regarding your benefits with Fidelity and will not be shared with any other parties. Fidelity Investments has always been committed to maintaining the confidentiality, integrity, and security of personal information entrusted to us by current and prospective customers.

## 1 Begin using NetBenefits

After you log in with your new account username and password, and update your email address, email preferences, and mobile phone number, you can:

- Enroll in your plan, if you haven't already
- Check your account balances
- Update how much you set aside to save from your paycheck
- Make changes to your investments
- Visit the Planning & Guidance Center and set up important financial goals, such as saving for retirement, college, and other personal goals (e.g., buying a home)
- Access educational resources in the NetBenefits Library to improve your financial know-how on a wide range of topics (Social Security, loans, budgeting, etc.)



**Need help setting up your account?  
Call your Plan's toll-free number.**